

TICKS IN SOUTH CAROLINA



Ticks feed on the blood of animals and people. Ticks live in grassy, brushy, and wooded areas waiting for a host. **Ticks are always in season** due to life cycles of different species overlapping.

Ticks can carry organisms or toxins that cause serious and sometimes deadly diseases like anaplasmosis, ehrlichiosis, Lyme disease, spotted fever group rickettsioses, and tularemia, or conditions like red-meat allergy and tick paralysis.

Ticks can be different sizes

- Young ticks can be as small as a poppy seed.
- Adult ticks can be up to $\frac{3}{16}$ of an inch (5 mm) in length for some species.
- Blood-fed female ticks can reach up to $\frac{1}{2}$ of an inch (15 mm) in length.



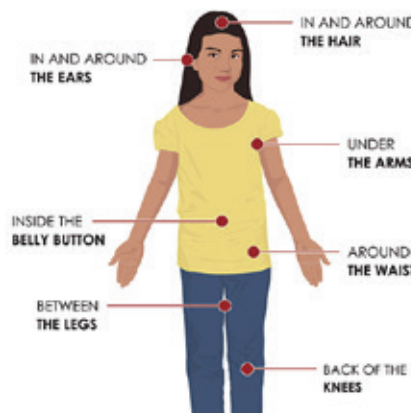
Tick bite prevention tips

Take precautions to reduce your chances of being bitten by a tick.

- Wear repellent containing 20% or more of any active ingredient approved by EPA as a tick Repellent (such as DEET) year-round.
- Wear long pants tucked into socks.
- Pretreat clothing with 0.5% permethrin, which can provide protection even after a few washes.
- Avoid wooded and brushy areas with tall vegetation.
- Stay in the center of walking/hiking trails.





Perform tick checks and safely remove attached ticks from skin

- Perform frequent tick checks and promptly remove attached ticks to decrease the likelihood of it spreading disease.
- Shower after returning from the outdoors.
- Remove any ticks by using fine-tipped tweezers.
- Never squeeze ticks or use heat, nail polish, petroleum jelly, or other material to make the tick detach. This can cause the tick to regurgitate fluids into the bite, increasing risk for disease.



- Pull up with steady, even pressure. Do not jerk or twist the tick. This could cause the mouthparts to break off in the skin.
 - Clean the bite area with soap and water. Apply antiseptic such as iodine, hydrogen peroxide or rubbing alcohol.
 - Record the date of the tick bite.
 - Contact a doctor if fever, rash, headache, joint or muscle pain develop. Many tick-borne diseases can be effectively treated if recognized early.
- Use fine-tipped tweezers to grasp the tick as close to the skin as possible.

The following species are the most reported ticks on people in South Carolina.



1. **Lone Star Tick,**
Amblyomma americanum
2. **Gulf Coast Tick,**
Amblyomma maculatum
3. **American Dog Tick,**
Dermacentor variabilis
4. **Black-legged Tick,**
Ixodes scapularis
5. **Brown dog tick,**
Rhipicephalus sanguineus

Associated disease risks or conditions include:

- **Lone Star tick:** Ehrlichiosis, red-meat allergy, Southern Tick-Associated Rash Illness (STARI), spotted fever group rickettsioses, and tularemia
- **Gulf Coast tick:** Ehrlichiosis, spotted fever rickettsioses, and tick paralysis
- **American dog tick:** Ehrlichiosis, Rocky Mountain spotted fever (RMSF), tick paralysis, and tularemia
- **Black-legged tick:** Anaplasmosis, Babesiosis, Lyme disease, Powassan virus disease, and red-meat allergy
- **Brown dog tick:** Ehrlichiosis, Rocky Mountain spotted fever, and tularemia.

To learn more about these tick-borne diseases and conditions in South Carolina, including symptoms, scan the QR code or visit scdhec.gov/ticks.

