

**STOP
THE BITE!**
PREVENT RABIES

Learn how
to stay safe with me,
**Barkley
McBeagle!**



An Activity Book
from **DPH's Rabies
Prevention Team**

dph.sc.gov/rabies





ACTIVITY BOOK

**Learn How to Protect Yourself
and Your Family From Rabies**

Published by **DPH's Rabies Prevention Team**




**SOUTH CAROLINA
DEPARTMENT OF
PUBLIC HEALTH**

dph.sc.gov/rabies

What is rabies?

Rabies is a virus that can cause illness and death. Animals with rabies can spread it to humans or other animals – usually by scratching or biting them. There is no cure for rabies, but it can be prevented with quick medical care.



Which animals get rabies?


The animals below commonly get rabies in South Carolina, but others can catch it as well.



SKUNKS




FOXES




BATS



RACCOONS



CATS



DOGS

How can you prevent rabies?

- **Vaccinate your pets.** Keeping your animals up-to-date on their rabies vaccination is one of the easiest and most effective ways you can protect yourself, your family, and your pets from getting sick.
- **Do not allow your pets to roam freely.** Keep your pets safely in your yard.
- **Avoid animals behaving strangely.** Always play it safe and give animals their space, particularly wild and stray animals.
- **Wild animals ARE NOT pets.** If you see an animal in need, tell your parents or another adult. Do not approach the animal.


Visit dph.sc.gov/rabies to learn more.

If you come in contact ...

If you think you've been exposed to an animal with rabies, follow these steps.


1. **Tell your parents or another adult immediately and wash any wounds** with soap and water.
2. **Contact your doctor or other health care provider**, even for minor incidents.
3. **Report the incident to your local DPH Public Health (PH) office** for proper follow up.

To report an animal bite or incident, please call **1-888-847-0902** (option 2).



How should you greet a dog?



- Always ask permission to approach, pet, or touch someone else's dog.
- Don't stare at a dog.
- Let the dog approach you when he wants.
- Stay to the dog's side or back.
- Pet the dog's side or stroke its back.



Watch the dog's body language.



HAPPY DOG

- The dog is relaxed with mouth open and a wagging tail.
- Dog is friendly and playful.





WORRIED DOG

- The dog avoids eye contact, is tense and has a low tail.
- The dog may lick its lips or yawn.
- The dog may raise its front paws and stay away from you.



STRESSED DOG


- The dog is very tense and trembling.
- The dog may growl or snarl, showing its teeth.
- If threatened, **the dog will bite.**




Tips to Prevent Dog Bites

- **Be a responsible dog owner.** Socialization with people and animals, training, and regular exercise build a foundation for dog bite prevention. **STAYING CONSISTENT IS KEY!**
- **Always use a leash that allows you to have good control over your dog when in public.**
- **Always have an adult around when you're with a dog.** Don't try to sit on or ride a dog.
- **Avoid risky situations.** Don't try petting a dog if the dog is sick or injured, growling or barking, a stray, on the other side of a fence, sleeping, eating, or caring for puppies.
- **Always ask permission** to approach, pet, or touch someone else's dog.
- **Do not run toward, bark at, or growl at a dog.**
- **Stay calm**, don't run, keep both hands at your sides, and avoid eye contact when approached by a strange dog.
- **Educate yourself** and your family on dog behavior.



Dogs protect their food and toys. Would you like it if a stranger took your things without permission?
Dogs don't either.



ADD SOME COLOR!

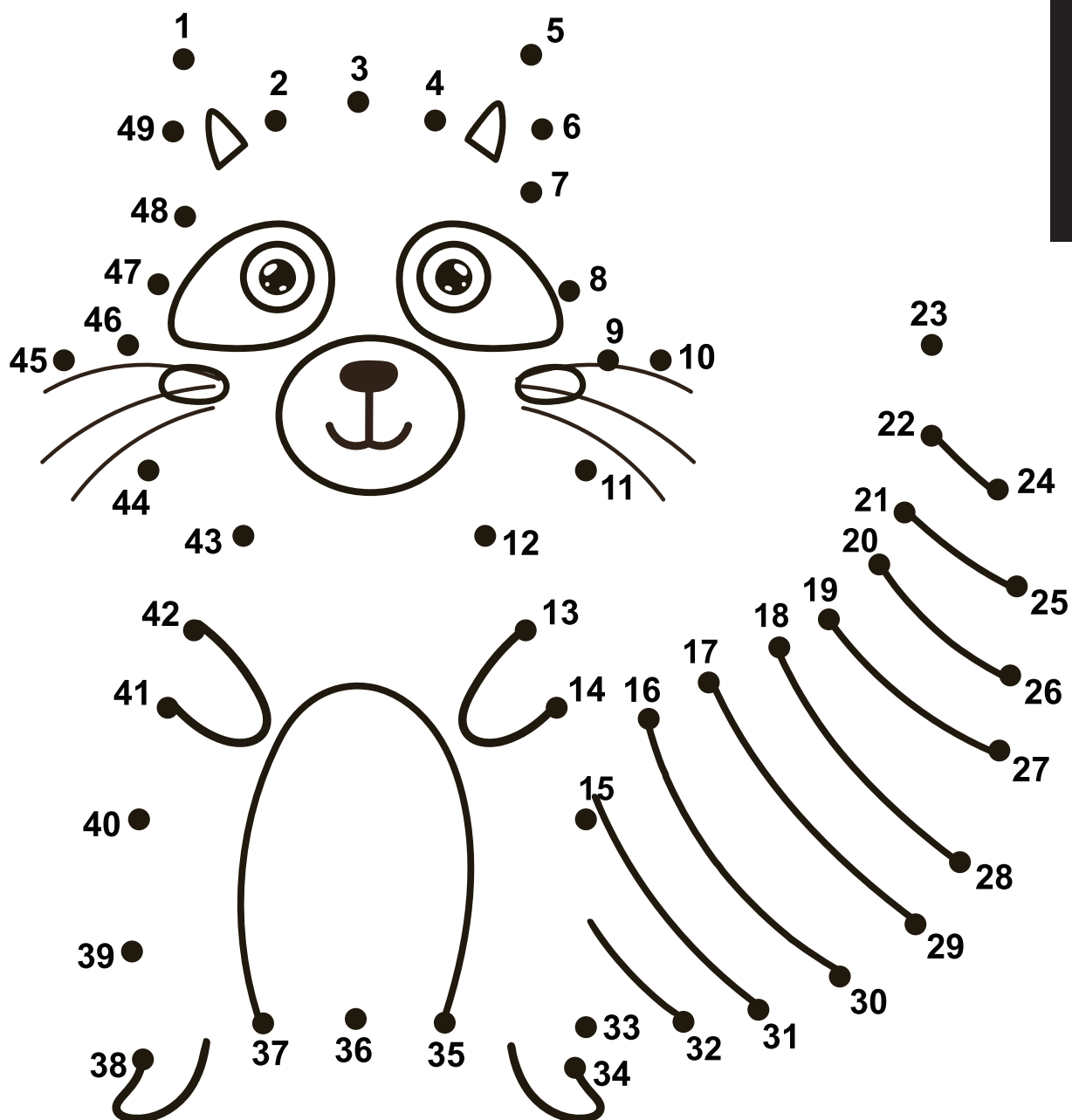


Bats can have rabies, too.
DON'T TOUCH! They have small
teeth and bites may not
be noticeable!




Connect the dots!

Starting with number 1, draw a line to the second dot, then the next until you've outlined the hidden animal. What is it?



Can you do it?

Find all 20 words listed below in the crossword puzzle.




1. Bat
2. Bite
3. Careful
4. Cat
5. Cave
6. Claws
7. Dog
8. Ears
9. Fingers
10. Fox
11. Growl
12. Kitten
13. Puppy
14. Rabies
15. Raccoon
16. Skunk
17. Safety
18. Scratch
19. Teeth
20. Wings



What changed? Circle each of the 10 things that changed from Picture No. 1 to Picture No. 2.

PICTURE NO. 1




PICTURE NO. 2



Pick the Proper Pooch Path!

One of the three paths will lead the dog to his bone.
Can you pick the correct one?



Kitty Color By Number

Color this picture using the key below.




KEY

1. Pink
2. Blue
3. Yellow
4. Orange
5. Brown
6. Gray

HIDING CATS & DOGS!

Count and color all the cats and dogs in this picture.





Play it safe! Avoid rabies!



S.C. Department of Public Health • Rabies Prevention Team

00524-ENG-CR 01/26