



# Breastfeeding in South Carolina

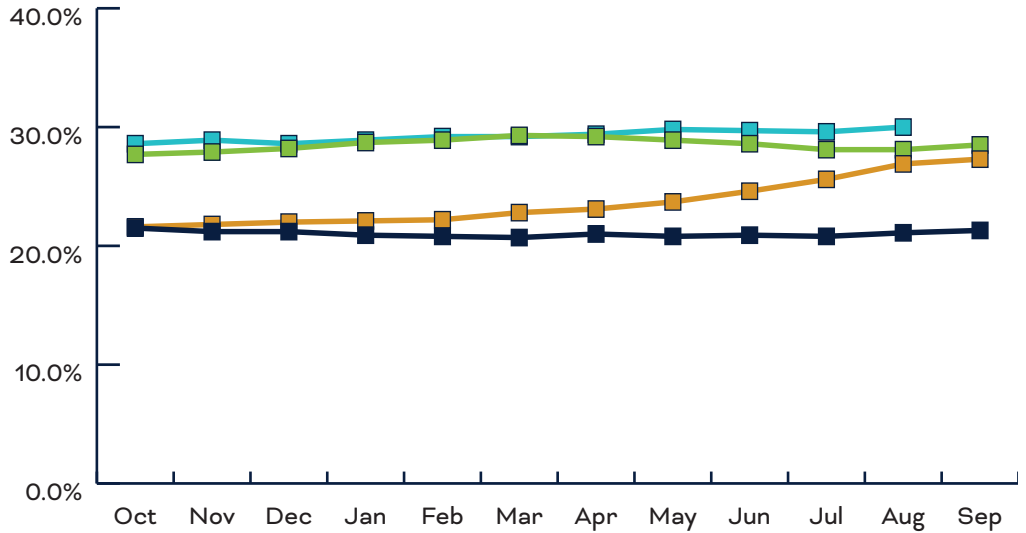
## ANNUAL WIC BREASTFEEDING RATES

### 30.0% OF BABIES

participating in WIC are  
breastfed

Breastfeeding rates in the SC WIC Program have steadily risen over time since federal fiscal year (FFY) 2021. In August 2024, the WIC state breastfeeding rate reached its highest percentage in recent years at 30.0%. In October 2021, 21% of all infants participating in the program were fully or partially breastfed. This percentage increased to 27.7% in October 2022 and 28.6% in October 2023.

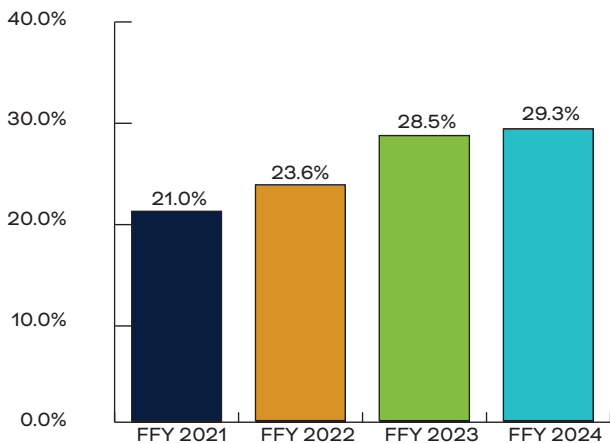
FFY 2021 | FFY 2022 | FFY 2023 | FFY 2024



Note: The federal fiscal year begins in October and ends in September. Federal fiscal year 2024 includes months October through August 2024.

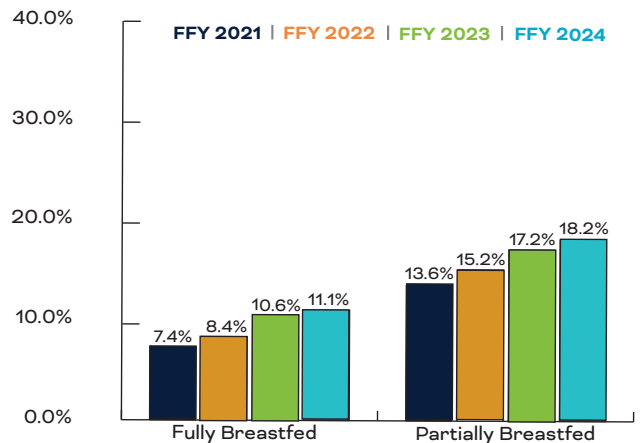
Average breastfeeding rates increased **2.6** percentage points (2022 vs. 2021), **4.9** percentage points (2023 vs. 2022), and **0.8** percentage points (2024 vs. 2023).

### AVERAGE WIC BREASTFEEDING RATES BY FEDERAL FISCAL YEAR



Note: The federal fiscal year begins in October and ends in September. Federal fiscal year 2024 includes months October through August 2024.

### FULL AND PARTIAL BREASTFEEDING RATES IN WIC

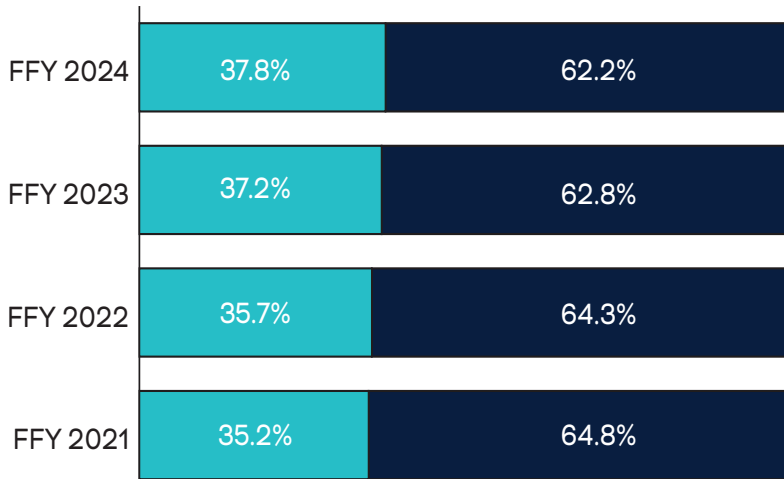


Note: The federal fiscal year begins in October and ends in September. Federal fiscal year 2024 includes months October through August 2024.

In FFY 2023, 10.6% versus 17.2% of infants participating in the program were fully or partially breastfed, respectively. **Comparatively, these rates increased to 11.1% among fully breastfed infants and 18.2% among partially breastfed infants in FFY 2024.**

## PROPORTION OF FULLY TO PARTIALLY BREASTFED INFANTS WIC

Fully Breastfed | Partially Breastfed



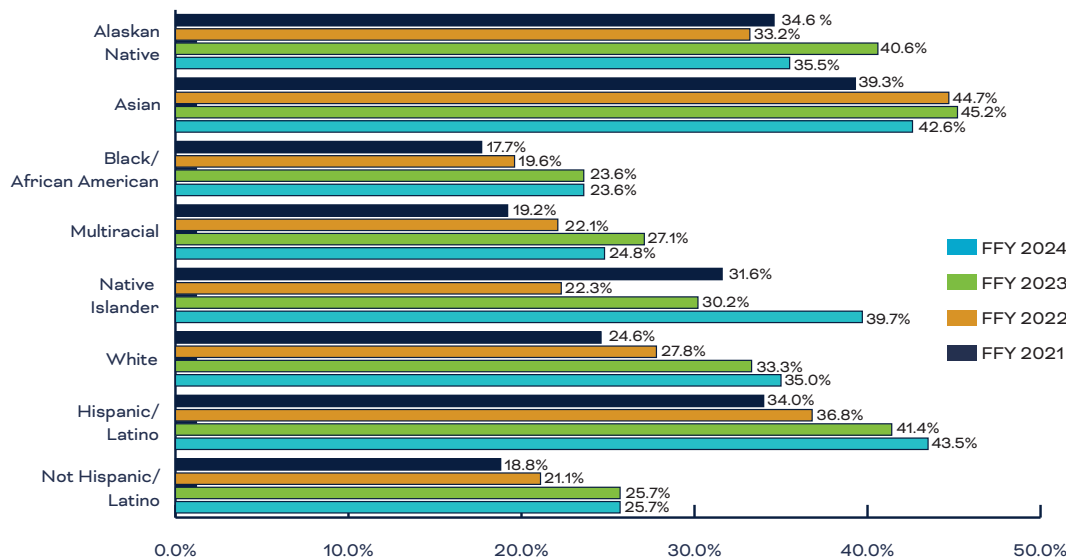
Note: The federal fiscal year begins in October and ends in September. Federal fiscal year 2024 includes months October through August 2024.

## 37.8% OF BREASTFED BABIES

participating in WIC are fully breastfed

The majority (62.8%) of all breastfed infants in the SC WIC Program were partially breastfed in FFY 2023 compared to 37.2% who were fully breastfed. Although partial breastfed infants continue to make up the majority of breastfed infants in the program, the proportion of infants who are fully breastfed increased **0.6 percentage points** to **37.8%** of all breastfed infants in the program in FFY 2024.

## WIC BREASTFEEDING RATES, BY SELECT CHARACTERISTICS

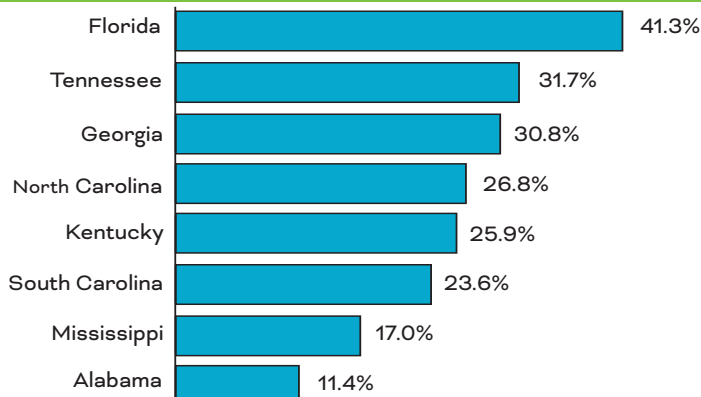


Note: The federal fiscal year begins in October and ends in September. Federal fiscal year 2024 includes months October through August 2024.

In FFY 2024, breastfeeding rates in the SC WIC Program by race ranged between 23.6% among Black and African American infants and 42.6% among Asian infants.

The Native Islander population experienced an **9.5 percentage point** increase in their breastfeeding rates from FFY 2023 to FFY 2024.

## BREASTFEEDING RATES BY STATES IN THE SOUTHEASTERN REGION UNITED STATES, 2022



## South Carolina had the 6th highest breastfeeding rate

among other states in the southeastern region of the United States with Florida having the highest rate (41.3%) and Alabama having the lowest rate (11.4%). Since FFY 2022, breastfeeding rates in South Carolina have increased substantially which may also be consistent with other states across the southeastern region.